ARI ARMATUREN

GENERAL PRODUCT OVERVIEW

Regulators with auxiliary energy

- Control valves — Page 2
- Control valves with bellows seal
- Butterfly valves

Regulators - self operated

- Pressure reducing valves — Page 4
- Excess pressure regulator
- Pressure regulating valves
- Temperature regulators

Hand operated stop valves

- Stop valves with bellows seal — Page 6
- Stop valves with gland seal
- Changeover valves
- Butterfly valves

Automated stop valves

- Stop valves with gland seal — Page 10
- Stop valves with bellows seal
- Process valves
- Blow down valves
- Butterfly valves

Other valves

- Check valves — Page 12
- Strainer

Safety valves

- Full lift and standard safety valves — Page 14

Steam traps

- Bimetallic steam traps — Page 16
- Thermostatic steam traps
- Thermodynamic steam traps
- Ball float steam traps
- Components
- Accessories

Building technology

- Stop valves with soft seal — Page 24
- Combined flow regulating valve
- Butterfly valves
- Safety valves for heating

Approvals

Page 28

INDUSTRY DIN/EN
for Energies/Processes

INDUSTRY ANSI
for Energies/Processes

BUILDING TECHNOLOGY

CONTROL

Regulators with auxiliary energy

Control valves

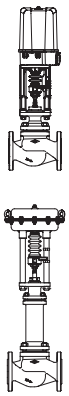

	Figure No.		Nominal diameter	Nominal pressure	Body-Material	Catalogue Register
STEVI®	12.	440 / 470 / 422 / 425 / 450 / 423 445 / 446	DN 15 - 300	PN 16	EN-JL1040	A1/2
	22./23.		DN 15 - 300	PN 16 - 25	EN-JS1049	A1/2
	34./35.		DN 15 - 500	PN 25 - 40	1.0619+N	A1/2
	55.		DN 15 - 250	PN 25 - 40	1.4408	A1/2
	32./35.	470....90	NPS 1“ - 8“	ANSI 150 - 300	SA216WCB	A1
	45.	440....90	NPS 1/2“ - 2“	ANSI 150 - 300	SA105	A1
STEVI® (Stainless steel-bellows seal)	12.	460 / 441 / 471 / 462 / 426 / 451 / 463	DN 15 - 300	PN 16	EN-JL1040	A1/2
	22./23.		DN 15 - 300	PN 16 - 25	EN-JS1049	A1/2
	34./35.		DN 15 - 500	PN 25 - 40	1.0619+N	A1/2
	55.		DN 15 - 250	PN 25 - 40	1.4408	A1/2
	21./35.	471....90	NPS 1“ - 8“	ANSI 150 - 300 / PN 40	SA216WCB	A1
	45.	441....90	NPS 1/2“ - 2“	ANSI 150 - 300	SA105	A1
STEVI® Medium pressure	36.	472	DN 15 - 125	PN 63	1.0619+N	A1
	37.		DN 15 - 125	PN 100	1.0619+N	A1
	38.		DN 15 - 125	PN 160	1.0619+N	A1
	86.		DN 15 - 125	PN 63	1.7379	A1
	87.		DN 15 - 125	PN 100	1.7379	A1
	88.		DN 15 - 125	PN 160	1.7379	A1

Butterfly valves

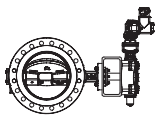

ZETRIX®	34./35.	016	DN 150 - 600	PN 25 - 40	1.0619+N	B4
	34./35.	016....90	NPS 6“ - 24“	ANSI 150 - 300	SA216WCB	B2
	54./55.	016	DN 150 - 600	PN 25 - 40	1.4408	B4
	54./55.	016....90	NPS 6“ - 24“	ANSI 150 - 300	SA351CF8M	B2

A1 Industry DIN/EN A1 Industry ANSI A1 Building technology

Technical data of the valves refer to the corresponding data sheet. Information / restriction of technical rules need to be obseerved!
The engineer, designing a system or a plant, is responsible for the selection of the correct valve.

Selection of possible flow media																	Tests / Certifications		
Fluid group 1										Fluid group 2									
Ammonia	Petrol	Biogas	Natural gas	Petroleum	Methane	Oxygen	Thermal oil	Diesel / Fuel oil EL[1]	Fuel oil S[2]	Air	Seawater < 25°C	neutral gases[3]	Water (low in oxygen)	Water, demineralized	Water-glycol	Steam	DVGW-Registration	Press. equip. directive 97/23/EG	Technical rules
○	○	○	○	✔	○	○	○	○	○	✔	✔	✔	✔	○	✔	✔		✔	- Ü-sign / Type approval according to DIN 32730 (STEVI440 with FR2.1) - DIN 32730 Control valves for water and steam
○	○	✔	✔	✔	✔	○	○	✔	✔	✔	✔	✔	✔	○	✔	✔		✔	
○	○	✔	✔	✔	✔	○	○	✔	✔	✔	○	✔	✔	○	✔	✔		✔	
○	○	✔	✔	✔	✔	✔	○	✔	✔	✔	○	✔	✔	✔	✔	✔		✔	
○	○	✔	✔	✔	✔	○	○	✔	✔	✔	○	✔	✔	○	✔	✔			
○	○	✔	✔	✔	✔	○	○	✔	✔	✔	○	✔	✔	○	✔	✔			
✔	○	○	○	✔	✔	○	○	○	○	✔	○	✔	✔	○	✔	✔		✔	
✔	✔	✔	✔	✔	✔	○	✔	✔	✔	✔	○	✔	✔	○	✔	✔		✔	- TA Luft Technical rules for clean air (with actuator DP)
✔	✔	✔	✔	✔	✔	○	✔	✔	✔	✔	○	✔	✔	○	✔	✔		✔	
✔	✔	✔	✔	✔	✔	✔	✔	✔	✔	✔	○	✔	✔	✔	✔	✔		✔	
✔	✔	✔	✔	✔	✔	○	✔	✔	✔	✔	○	✔	✔	○	✔	✔			
✔	✔	✔	✔	✔	✔	○	✔	✔	✔	✔	○	✔	✔	○	✔	✔			
○	○	○	○	○	○	○	○	○	○	✔	○	✔	✔	○	✔	✔		✔	
○	○	○	○	○	○	○	○	○	○	✔	○	✔	✔	○	✔	✔		✔	
○	○	○	○	○	○	○	○	○	○	✔	○	✔	✔	○	✔	✔		✔	
○	○	○	○	○	○	○	○	○	○	✔	○	✔	✔	○	✔	✔		✔	
○	○	○	○	○	○	○	○	○	○	✔	○	✔	✔	○	✔	✔		✔	
○	○	○	○	○	○	○	○	○	○	✔	○	✔	✔	○	✔	✔		✔	
○	○	✔	✔	✔	✔	○	○	✔	✔	✔	○	✔	✔	○	✔	✔		✔	
○	○	✔	✔	✔	✔	○	○	✔	✔	✔	○	✔	✔	○	✔	✔			
○	○	✔	✔	✔	✔	✔	○	✔	✔	✔	○	✔	✔	✔	✔	✔		✔	
○	○	✔	✔	✔	✔	✔	○	✔	✔	✔	○	✔	✔	✔	✔	✔			

✔ applicable / ○ please contact the manufacturer / [1] extra light / [2] heavy / [3] f. ex. nitrogen

Resistance and fitness must be verified (contact manufacturer for information, Resistance list with detailed flow media specifications can be found on www.ari-armaturen.de).
Edition 08/13 - Data subject to alteration - Regularly updated data on www.ari-armaturen.com!

CONTROL

Regulators - self operated

		Figure No.		Nominal diameter	Nominal pressure	Body-Material	Catalogue Register
Pressure reducing valves							
	**PREDU®**	12.	701	DN 15 - 150	PN 16	EN-JL1040	**A4**
		22./23.		DN 15 - 150	PN 16 - 25	EN-JS1049	**A4**
		32./35.		DN 15 - 150	PN 16 - 40	1.0619+N	**A4**
		32./35.	701....90	NPS 1“ - 6“	ANSI 150 - 300	SA216WCB	**A3**
Excess pressure regulator							
	PREDEX®	12.	705	DN 15 - 150	PN 16	EN-JL1040	**A4**
		22./23.		DN 15 - 150	PN 16 - 25	EN-JS1049	**A4**
		32./35.		DN 15 - 150	PN 16 - 40	1.0619+N	**A4**
		32./35.	705....90	NPS 1“ - 6“	ANSI 150 - 300	SA216WCB	**A3**
Pressure regulating valves							
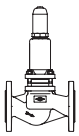	**PRESO®**	12.	750	DN 15 - 100	PN 16	EN-JL1040	**A4**
		22.		DN 15 - 100	PN 16	EN-JS1049	**A4**
		32.		DN 15 - 100	PN 16	1.0619+N	**A4**
		52.		DN 15 - 100	PN 16	1.4408	**A4**
Temperature regulators							
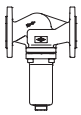	**TEMPTROL®**	12.	771 / 772, 773 / 774, 775	PN 16	DN 15 -100	EN-JL1040	**A4**
		22./23.		PN 16 - 25	DN 15 -100	EN-JS1049	**A4**
		35.		PN 40	DN 15 -100	1.0619+N	**A4**
		55.		PN 40	DN 15 -100	1.4408	**A4**

A1 Industry DIN/EN **A1** Industry ANSI **A1** Building technology

Technical data of the valves refer to the corresponding data sheet. Information / restriction of technical rules need to be obseerved!
The engineer, designing a system or a plant, is responsible for the selection of the correct valve.

Selection of possible flow media																	Tests / Certifications		
Fluid group 1										Fluid group 2									
Ammonia	Petrol	Biogas	Natural gas	Petroleum	Methane	Oxygen	Thermal oil	Diesel / Fuel oil EL[1]	Fuel oil S[2]	Air	Seawater < 25°C	neutral gases[3]	Water (low in oxygen)	Water, demineralized	Water-glycol	Steam	DVGW-Registration	Press. equip. directive 97/23/EG	Technical rules
○	○	○	○	○	○	○	○	○	○	✔	○	✔	✔	○	○	✔		✔	- AD2000-A4 Bodies from equipment
○	○	○	○	○	○	○	○	○	○	✔	○	✔	✔	○	○	✔		✔	
○	○	○	○	○	○	○	○	○	○	✔	○	✔	✔	○	○	✔		✔	
○	○	○	○	○	○	○	○	○	○	✔	○	✔	✔	○	○	✔			
○	○	○	○	○	○	○	○	○	○	✔	○	✔	✔	○	○	✔		✔	- AD2000-A4 Bodies from equipment
○	○	○	○	○	○	○	○	○	○	✔	○	✔	✔	○	○	✔		✔	
○	○	○	○	○	○	○	○	○	○	✔	○	✔	✔	○	○	✔		✔	
○	○	○	○	○	○	○	○	○	○	✔	○	✔	✔	○	○	✔			
✔	○	○	○	✔	○	○	○	○	○	✔	✔	✔	✔	○	✔	✔		✔	- AD2000-A4 Bodies from equipment - AD2000-A2 Safety appliances against excess pressure safety valves - TA Luft Technical rules for clean air
✔	✔	✔	✔	✔	✔	○	✔	✔	✔	✔	✔	✔	✔	○	✔	✔		✔	
✔	✔	✔	✔	✔	✔	○	✔	✔	✔	✔	○	✔	✔	○	✔	✔		✔	
✔	✔	✔	✔	✔	✔	✔	✔	✔	✔	✔	○	✔	✔	✔	✔	✔		✔	
○	○	○	○	○	○	○	○	○	○	✔	○	✔	✔	○	✔	✔		✔	- VdTÜV Reg. No. TR910/TW911 (DIN CERTCO) - DIN EN 14597 Temperature control devices temperature limiters for heat generating systems
○	○	○	○	○	○	○	✔	○	○	✔	○	✔	✔	○	✔	✔		✔	
○	○	○	○	○	○	○	✔	○	○	✔	✔	✔	✔	○	✔	✔		✔	
○	○	○	○	○	○	○	✔	○	○	✔	✔	✔	✔	✔	✔	✔		✔	

✔ applicable / ○ please contact the manufacturer / [1] extra light / [2] heavy / [3] f. ex. nitrogen

ISOLATION

Hand operated stop valves

Stop valves with bellows seal

	Figure No.		Nominal diameter	Nominal pressure	Body-Material	Catalogue Register
FABA®Plus	12.	046, 047	DN 15 - 300	PN 16	EN-JL1040	**B1**
	22./23.	046, 047	DN 15 - 350	PN 16 - 25	EN-JS1049	**B1**
	35.	046, 040, 066, 047	DN 15 - 400	PN 25 - 40	1.0619+N	**B1**
	45.	046, 040	DN 15 - 50	PN 40	1.0460	**B1**
	55.	046, 069, 066	DN 15 - 250	PN 40	1.4408	**B1**
	32./35.	041	DN 15 - 250	ANSI 150 - 300	SA216WCB	**B1**
	45.	049	DN 15 - 50	ANSI 300	SA105	**B1**
FABA®Supra I	34./35.	146, 140, 166, 147	DN 15 - 400	PN 25 - 40	1.0619+N	**B1**
	44./45.	146, 140	DN 15 - 50	PN 25 - 40	1.0460	**B1**
	54./55.	146, 169, 166	DN 15 - 250	PN 25 - 40	1.4408	**B1**
	32./35.	141	DN 15 - 250	ANSI 150 - 300	SA216WCB	**B1**
	45.	149	DN 15 - 50	ANSI 300	SA105	**B1**
FABA®Supra C	34./35.	146, 140, 166, 147	DN 15 - 400	PN 25 - 40	1.0619+N	**B1**
	44./45.	146, 140	DN 15 - 50	PN 25 - 40	1.0460	**B1**
	54./55.	146, 169, 166	DN 15 - 250	PN 25 - 40	1.4408	**B1**
	32./35.	141	DN 15 - 250	ANSI 150 - 300	SA216WCB	**B1**
	45.	149	DN 15 - 50	ANSI 300	SA105	**B1**

A1 Industry DIN/EN **A1** Industry ANSI **A1** Building technology

Technical data of the valves refer to the corresponding data sheet. Information / restriction of technical rules need to be obseerved!
The engineer, designing a system or a plant, is responsible for the selection of the correct valve.

Selection of possible flow media																	Tests / Certifications		
Fluid group 1										Fluid group 2									
Ammonia	Petrol	Biogas	Natural gas	Petroleum	Methane	Oxygen	Thermal oil	Diesel / Fuel oil EL[1]	Fuel oil S[2]	Air	Seawater < 25°C	neutral gases[3]	Water (low in oxygen)	Water, demineralized	Water-glycol	Steam	DVGW-Registration	Press. equip. directive 97/23/EG	Technical rules
✔	○	○	○	✔	○	○	○	○	○	✔	○	✔	✔	○	✔	✔		✔	- TA Luft Technical rules for clean air
✔	✔	✔	✔	✔	✔	○	✔	✔	✔	✔	○	✔	✔	○	✔	✔	✔	✔	- DIN EN 1074-1/-2 / DIN EN 13774 Stop valves for gas and water PN 4 up to PN16
✔	✔	✔	✔	✔	✔	○	✔	✔	✔	✔	○	✔	✔	○	✔	✔	✔	✔	- DIN EN 14141 Stop valves for gas above PN16
✔	✔	✔	✔	✔	✔	○	✔	✔	✔	✔	○	✔	✔	○	✔	✔	✔	✔	- DIN 3230 T5/T6 / DIN EN 12266 Technical conditions of delivery for valves
✔	✔	✔	✔	✔	✔	✔	✔	✔	✔	✔	✔	✔	✔	✔	✔	✔		✔	- AD2000-A4 Bodies from equipment - TA Luft Technical rules for clean air
✔	✔	✔	✔	✔	✔	○	✔	✔	✔	✔	○	✔	✔	○	✔	✔			
✔	✔	✔	✔	✔	✔	○	✔	✔	✔	✔	○	✔	✔	○	✔	✔			
✔	✔	✔	✔	✔	✔	○	✔	✔	✔	✔	○	✔	✔	○	✔	✔		✔	- DIN EN 14141 Stop valves for gas above PN16
✔	✔	✔	✔	✔	✔	○	✔	✔	✔	✔	○	✔	✔	○	✔	✔		✔	
✔	✔	✔	✔	✔	✔	✔	✔	✔	✔	✔	✔	✔	✔	✔	✔	✔		✔	- DIN 3230 T5/T6 / DIN EN 12266 Technical conditions of delivery for valves
✔	✔	✔	✔	✔	✔	○	✔	✔	✔	✔	○	✔	✔	○	✔	✔			- AD2000-A4 Bodies from equipment
✔	✔	✔	✔	✔	✔	○	✔	✔	✔	✔	○	✔	✔	○	✔	✔			
✔	✔	✔	✔	✔	✔	○	✔	✔	✔	✔	○	✔	✔	○	✔	✔		✔	
✔	✔	✔	✔	✔	✔	○	✔	✔	✔	✔	○	✔	✔	○	✔	✔		✔	
✔	✔	✔	✔	✔	✔	✔	✔	✔	✔	✔	✔	✔	✔	✔	✔	✔		✔	
✔	✔	✔	✔	✔	✔	○	✔	✔	✔	✔	○	✔	✔	○	✔	✔			
✔	✔	✔	✔	✔	✔	○	✔	✔	✔	✔	○	✔	✔	○	✔	✔			

✔ applicable / ○ please contact the manufacturer / [1] extra light / [2] heavy / [3] f. ex. nitrogen

ISOLATION

Hand operated stop valves

	Figure No.		Nominal diameter	Nominal pressure	Body-Material	Catalogue Register
Stop valves with gland seal						
STOBU®	12.	006/306, 007/307	DN 15 - 300	PN 16	EN-JL1040	B2
	22./23.	006/306, 007/307	DN 15 - 350	PN 16 - 25	EN-JS1049	B2
	34./35.	006/306, 005, 007/307	DN 15 - 500	PN 25 - 40	1.0619+N	B2
	45.	006, 005	DN 15 - 50	PN 40	1.0460	B2
	48.	006, 005	DN 10 - 100	PN 63 - 160	1.0460	B2
	52./54./ 55.	006, 009	DN 15 - 200	PN 16 - 40	1.4408	B2
	88.	006, 005	DN 10 - 100	PN 63 - 160	1.7335	B2
Changeover valves						
Changeover valves	12.	017	DN 15 - 250	PN 16	EN-JL1040	B3
	34./35.		DN 15 - 250	PN 25 - 40	1.0619+N	B3
Butterfly valves						
ZIVA®-Z	20./21./22.	014	DN 25 - 600	PN 6 - 16	EN-JS1049	B4
ZIVA®-G	21./22.	015	DN 25 - 600	PN 10 - 16	EN-JS1049	B4
ZETRIX®	34./35.	016	DN 150 - 600	PN 25 - 40	1.0619+N	B4
	34./35.	016....90	NPS 6“ - 24“	ANSI 150 - 300	SA216WCB	B2
	54./55.	016	DN 150 - 600	PN 25 - 40	1.4408	B4
	54./55.	016....90	NPS 6“ - 24“	ANSI 150 - 300	SA351CF8M	B2

A1 Industry DIN/EN A1 Industry ANSI A1 Building technology

Technical data of the valves refer to the corresponding data sheet. Information / restriction of technical rules need to be obseerved!
The engineer, designing a system or a plant, is responsible for the selection of the correct valve.

Selection of possible flow media																	Tests / Certifications		
Fluid group 1										Fluid group 2									
Ammonia	Petrol	Biogas	Natural gas	Petroleum	Methane	Oxygen	Thermal oil	Diesel / Fuel oil EL[1]	Fuel oil S[2]	Air	Seawater < 25°C	neutral gases[3]	Water (low in oxygen)	Water, demineralized	Water-glycol	Steam	DVGW-Registration	Press. equip. directive 97/23/EG	Technical rules
○	○	○	○	✓	○	○	○	○	○	✓	✓	✓	✓	○	✓	✓		✔	
○	○	✓	✓	✓	✓	○	○	✓	✓	✓	✓	✓	✓	○	✓	✓		✔	
○	○	✓	✓	✓	✓	○	○	✓	✓	✓	✓	✓	✓	○	✓	✓		✔	
○	○	✓	✓	✓	✓	○	○	✓	✓	✓	✓	✓	✓	○	✓	✓		✔	
○	○	✓	✓	✓	✓	○	○	✓	✓	✓	✓	✓	✓	○	✓	✓		✔	
○	○	✓	✓	✓	✓	✓	○	✓	✓	✓	✓	✓	✓	✓	✓	✓		✔	
○	○	✓	✓	✓	✓	○	○	✓	✓	✓	✓	✓	✓	○	✓	✓		✔	
○	○	○	○	✓	○	○	○	○	○	✓	✓	✓	✓	○	✓	✓		✔	
○	○	✓	✓	✓	✓	○	○	✓	✓	✓	○	✓	✓	○	✓	✓		✔	
✓	✓	✓	✓	✓	✓	○	○	✓	✓	✓	○	✓	✓	✓	✓	✓		✔	
✓	✓	✓	✓	✓	✓	○	○	✓	✓	✓	○	✓	✓	✓	✓	✓		✔	
○	○	✓	✓	✓	✓	○	○	✓	✓	✓	○	✓	✓	✓	✓	✓		✔	- Fire-safe
○	○	✓	✓	✓	✓	○	○	✓	✓	✓	○	✓	✓	✓	✓	✓			
○	○	✓	✓	✓	✓	✓	○	✓	✓	✓	○	✓	✓	✓	✓	✓		✔	
○	○	✓	✓	✓	✓	✓	○	✓	✓	✓	○	✓	✓	✓	✓	✓			

✓ applicable / ○ please contact the manufacturer / [1] extra light / [2] heavy / [3] f. ex. nitrogen

ISOLATION

Automated stop valves

	Figure No.		Nominal diameter	Nominal pressure	Body-Material	Catalogue Register
Stop valves with gland seal						
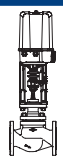 **BR 405**	12.	405	DN 15 - 250	PN 16	EN-JL1040	**B5**
	22./23.		DN 15 - 300	PN 16 - 25	EN-JS1049	**B5**
	34./35.		DN 15 - 500	PN 25 - 40	1.0619+N	**B5**
	55.		DN 15 - 250	PN 25 - 40	1.4408	**B5**
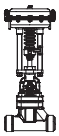 **STOBU®**	48.	006, 005	DN 10 - 50	PN 63 - 160	1.0460	**B2**
	88.		DN 10 - 50	PN 63 - 160	1.7335	**B2**
Stop valves with bellows seal						
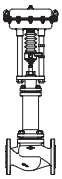 **BR 460**	12.	460	DN 15 - 250	PN 16	EN-JL1040	**B6**
	22./23.		DN 15 - 300	PN 16 - 25	EN-JS1049	**B6**
	34./35.		DN 15 - 500	PN 25 - 40	1.0619+N	**B6**
	55.		DN 15 - 250	PN 25 - 40	1.4408	**B6**
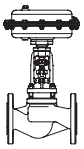 **FABA®Supra I**	34./35.	146, 140, 166, 147	DN 15 - 150	PN 25 - 40	1.0619+N	**B1**
	44./45.	146, 140	DN 15 - 50	PN 25 - 40	1.0460	**B1**
	54./55.	146, 169, 166	DN 15 - 150	PN 25 - 40	1.4408	**B1**
	32./35.	141	DN 15 - 150	ANSI 150 - 300	SA216WCB	**B1**
	45.	149	DN 15 - 50	ANSI 300	SA105	**B1**
FABA®Supra C	34./35.	146, 140, 166, 147	DN 15 - 150	PN 25 - 40	1.0619+N	**B1**
	44./45.	146, 140	DN 15 - 50	PN 25 - 40	1.0460	**B1**
	54./55.	146, 169, 166	DN 15 - 150	PN 25 - 40	1.4408	**B1**
	32./35.	141	DN 15 - 150	ANSI 150 - 300	SA216WCB	**B1**
	45.	149	DN 15 - 50	ANSI 300	SA105	**B1**
Process valves						
STEVI®AS	52.	350	DN 15 - 50	PN 16	1.4408	**B6**
	72.		DN 15 - 50	PN 16	CC491K	**B6**
Blow down valves						
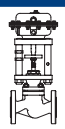 **STEVI®BBD**	35.	415	DN 25 - 50	PN 40	1.0619+N	**B7**

A1 Industry DIN/EN **A1** Industry ANSI **A1** Building technology

Technical data of the valves refer to the corresponding data sheet. Information / restriction of technical rules need to be obseerved!
The engineer, designing a system or a plant, is responsible for the selection of the correct valve.

Selection of possible flow media																	Tests / Certifications		
Fluid group 1										Fluid group 2									
Ammonia	Petrol	Biogas	Natural gas	Petroleum	Methane	Oxygen	Thermal oil	Diesel / Fuel oil EL[1]	Fuel oil S[2]	Air	Seawater < 25°C	neutral gases[3]	Water (low in oxygen)	Water, demineralized	Water-glycol	Steam	DVGW-Registration	Press. equip. directive 97/23/EG	Technical rules
○	○	○	○	✓	○	○	○	○	○	✓	○	✓	✓	○	✓	✓		✔	
○	○	✓	✓	✓	✓	○	○	✓	✓	✓	○	✓	✓	○	✓	✓		✔	
○	○	✓	✓	✓	✓	○	○	✓	✓	✓	○	✓	✓	○	✓	✓		✔	
○	○	✓	✓	✓	✓	✓	○	✓	✓	✓	○	✓	✓	○	✓	✓		✔	
○	○	✓	✓	✓	✓	○	○	✓	✓	✓	○	✓	✓	○	✓	✓		✔	- DIN 3230 T5/T6 / DIN EN 12266 Technical conditions of delivery for valves
○	○	✓	✓	✓	✓	○	○	✓	✓	✓	○	✓	✓	○	✓	✓		✔	- AD2000-A4 Bodies from equipment
✓	○	○	○	○	○	○	○	○	○	✓	○	✓	✓	○	✓	✓		✔	- TA Luft Technical rules for clean air (with actuator DP)
✓	✓	✓	✓	✓	✓	○	✓	✓	✓	✓	○	✓	✓	○	✓	✓		✔	
✓	✓	✓	✓	✓	✓	○	✓	✓	✓	✓	○	✓	✓	○	✓	✓		✔	
✓	✓	✓	✓	✓	✓	✓	✓	✓	✓	✓	○	✓	✓	✓	✓	✓		✔	
✓	✓	✓	✓	✓	✓	○	✓	✓	✓	✓	○	✓	✓	○	✓	✓		✔	- DIN EN 14141 Stop valves for gas above PN16
✓	✓	✓	✓	✓	✓	○	✓	✓	✓	✓	○	✓	✓	○	✓	✓		✔	- DIN 3230 T5/T6 / DIN EN 12266 Technical conditions of delivery for valves
✓	✓	✓	✓	✓	✓	✓	✓	✓	✓	✓	✓	✓	✓	✓	✓	✓		✔	- AD2000-A4 Bodies from equipment
✓	✓	✓	✓	✓	✓	○	✓	✓	✓	✓	○	✓	✓	○	✓	✓			
✓	✓	✓	✓	✓	✓	○	✓	✓	✓	✓	○	✓	✓	○	✓	✓			
✓	✓	✓	✓	✓	✓	○	✓	✓	✓	✓	○	✓	✓	○	✓	✓		✔	- DIN EN 14141 Stop valves for gas above PN16
✓	✓	✓	✓	✓	✓	○	✓	✓	✓	✓	○	✓	✓	○	✓	✓		✔	- DIN 3230 T5/T6 / DIN EN 12266 Technical conditions of delivery for valves
✓	✓	✓	✓	✓	✓	✓	✓	✓	✓	✓	✓	✓	✓	✓	✓	✓		✔	- AD2000-A4 Bodies from equipment
✓	✓	✓	✓	✓	✓	○	✓	✓	✓	✓	○	✓	✓	○	✓	✓			
✓	✓	✓	✓	✓	✓	○	✓	✓	✓	✓	○	✓	✓	○	✓	✓			
○	○	○	○	○	○	○	○	○	○	✓	○	✓	✓	✓	○	✓		✔	
○	○	○	○	○	○	○	○	○	○	✓	○	✓	✓	○	○	✓		✔	
○	○	○	○	○	○	○	○	○	○	○	○	○	✓	○	○	✓		✔	

✓ applicable / ○ please contact the manufacturer / [1] extra light / [2] heavy / [3] f. ex. nitrogen

ISOLATION

		Figure No.		Nominal diameter	Nominal pressure	Body-Material	Catalogue Register
Automated stop valves	**Butterfly valves**						
	ZIVA®-Z	20./21./22.	014 NG-4313BQ0462 DIN DVGW Reg.	DN 25 - 600	PN 6 - 16	EN-JS1049	**B4**
	ZIVA®-G	21./22.	015 NW-6201BQ0460 DIN DVGW Reg.	DN 25 - 600	PN 10 - 16	EN-JS1049	**B4**
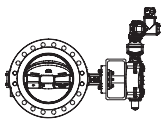	**ZETRIX®**	34./35.	016	DN 150 - 600	PN 25 - 40	1.0619+N	**B4**
		34./35.	016....90	NPS 6“ - 24“	ANSI 150 - 300	SA216WCB	**B2**
		54./55.	016	DN 150 - 600	PN 25 - 40	1.4408	**B4**
		54./55.	016....90	NPS 6“ - 24“	ANSI 150 - 300	SA351CF8M	**B2**
Other valves	**Check valves**						
	CHECKO® V	10./12.	003/303, 004/304	DN 15 - 300	PN 6 - 16	EN-JL1040	**B8**
		22./24.	003/303, 004/304	DN 15 - 350	PN 16 - 25	EN-JS1049	**B8**
		34./35.	003/303, 004/304, 030, 063	DN 15 - 500	PN 25 - 40	1.0619+N	**B8**
		45.	003, 030	DN 15 - 50	PN 40	1.0460	**B8**
		46./48.	003	DN 10 - 50	PN 63 - 160	1.0460	**B8**
		55.	003, 039	DN 15 - 200	PN 16 - 40	1.4408	**B8**
		86./88.	003	DN 10 - 50	PN 63 - 160	1.7335	**B8**
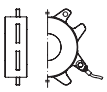	**CHECKO® D**	55.	001	DN 15 - 250	PN 16 - 40	1.4408	**B8**
		55.	001....90	NPS 3/4“ - 10“	ANSI 150 - 300	SA351CF8M	**B3**
	Strainer						
	Strainer	10./12.	050	DN 15 - 300	PN 6 - 16	EN-JL1040	**B9**
		22./24.	050	DN 15 - 300	PN 16 - 25	EN-JS1049	**B9**
		34./35.	050, 080	DN 15 - 200	PN 25 - 40	1.0619+N	**B9**
		46./48.	003	DN 10 - 50	PN 63 - 160	1.0460	**B9**
		55.	059	DN 15 - 200	PN 16 - 40	1.4408	**B9**
		86./88.	003	DN 10 - 50	PN 63 - 160	1.7335	**B9**

A1 Industry DIN/EN **A1** Industry ANSI **A1** Building technology

Technical data of the valves refer to the corresponding data sheet. Information / restriction of technical rules need to be obseerved!
The engineer, designing a system or a plant, is responsible for the selection of the correct valve.

Selection of possible flow media																	Tests / Certifications		
Fluid group 1										Fluid group 2									
Ammonia	Petrol	Biogas	Natural gas	Petroleum	Methane	Oxygen	Thermal oil	Diesel / Fuel oil EL[1]	Fuel oil S[2]	Air	Seawater < 25°C	neutral gases[3]	Water (low in oxygen)	Water, demineralized	Water-glycol	Steam	DVGW-Registration	Press. equip. directive 97/23/EG	Technical rules
◉	◉	◉	◉	◉	◉	○	○	◉	◉	◉	○	◉	◉	◉	◉	◉	✔	✔	- DIN EN 1074-1/-2 / DIN EN 13774 Stop valves for gas and water PN 4 up to PN16
◉	◉	◉	◉	◉	◉	○	○	◉	◉	◉	○	◉	◉	◉	◉	◉	✔	✔	
○	○	◉	◉	◉	◉	○	○	◉	◉	◉	○	◉	◉	○	◉	◉		✔	
○	○	◉	◉	◉	◉	○	○	◉	◉	◉	○	◉	◉	○	◉	◉			
○	○	◉	◉	◉	◉	◉	○	◉	◉	◉	○	◉	◉	◉	◉	◉		✔	
○	○	◉	◉	◉	◉	◉	○	◉	◉	◉	○	◉	◉	◉	◉	◉			
◉	○	○	○	◉	○	○	○	○	○	◉	○	◉	◉	○	◉	◉		✔	
◉	◉	◉	◉	◉	◉	○	◉	◉	◉	◉	○	◉	◉	○	◉	◉		✔	
◉	◉	◉	◉	◉	◉	○	◉	◉	◉	◉	○	◉	◉	○	◉	◉		✔	
◉	◉	◉	◉	◉	◉	○	◉	◉	◉	◉	○	◉	◉	○	◉	◉		✔	
◉	◉	◉	◉	◉	◉	○	◉	◉	◉	◉	○	◉	◉	○	◉	◉		✔	
◉	◉	◉	◉	◉	◉	◉	◉	◉	◉	◉	◉	◉	◉	◉	◉	◉		✔	
◉	◉	◉	◉	◉	◉	○	◉	◉	◉	◉	○	◉	◉	○	◉	◉		✔	
◉	◉	◉	◉	◉	◉	◉	◉	◉	◉	◉	◉	◉	◉	◉	◉	◉		✔	
◉	◉	◉	◉	◉	◉	◉	◉	◉	◉	◉	◉	◉	◉	◉	◉	◉			
◉	○	○	○	◉	○	○	○	○	○	◉	○	◉	◉	○	◉	◉		✔	
◉	◉	◉	◉	◉	◉	○	◉	◉	◉	◉	○	◉	◉	○	◉	◉		✔	
◉	◉	◉	◉	◉	◉	○	◉	◉	◉	◉	○	◉	◉	○	◉	◉		✔	
◉	◉	◉	◉	◉	◉	○	◉	◉	◉	◉	○	◉	◉	○	◉	◉		✔	
◉	◉	◉	◉	◉	◉	◉	◉	◉	◉	◉	◉	◉	◉	◉	◉	◉		✔	
◉	◉	◉	◉	◉	◉	○	◉	◉	◉	◉	○	◉	◉	○	◉	◉		✔	

◉ applicable / ○ please contact the manufacturer / [1] extra light / [2] heavy / [3] f. ex. nitrogen

SAFETY

Safety valves

Safety valves

	Figure No.		Nominal diameter	Nominal pressure	Body-Material	Catalogue Register
SAFE (Full lift/standard)	12.	901 / 902 / 911 / 912 TÜV · SV · . . -663 · D/G/F	DN 20 - 150	PN 16	EN-JL1040	C1
	25.		DN 20 - 250	PN 40	EN-JS1049	C1
	35.		DN 15 - 250	PN 40	1.0619+N	C1
	55.		DN 15 - 150	PN 40	1.4408	C1
SAFE-SN Semi Nozzle ASME Sec. VIII	32./35.	901....90 / 902....90 / 911....90 / 912....90	NPS 1" - 6"	ANSI 150 - 300	SA216WCB	C1
SAFE-SN Semi Nozzle (Full lift/standard)	32./35.	901....90 / 902....90 / 911....90 / 912....90	NPS 1" - 6"	ANSI 150 - 300	SA216WCB	C1
SAFE-P (Standard)	12.	921 / 922 / 923 / 924 TÜV · SV · . . -811 · D/G/F	DN 20 - 100	PN 16	EN-JL1040	C1
	25.		DN 125 - 150	PN 40	EN-JS1049	C1
	35.		DN 15 - 150	PN 40	1.0619+N	C1
	55.		DN 15 - 100	PN 40	1.4408	C1
SAFE-TC (Full lift/standard)	25.	941 / 942 / 943 TÜV · SV · . . -995 · D/G/F	DN 15 - 25	PN 40	EN-JS1049	C1
	55.		DN 15 - 25	PN 40	1.4408	C1
SAFE-TCP, SAFE-TCS (Standard)	67.	961 / 962 / 963, 951 / 952 / 953 TÜV · SV · . . -1041 · D/G/F	DN 15 - 25	PN 100	1.4581 / EN-JS1049	C1
	57.		DN 15 - 25	PN 100	1.4581 / EN-JS1049	C1
ARI-REYCO R Series Full Nozzle ASME Sec. VIII	32./35./37./38./39./3c./	971 / 973 / 974	NPS 1" - 8"	ANSI 150 - 2500	SA216WCC	C1
	32./35./37./38./39./3c./	971 / 973 / 974	NPS 1" - 8"	ANSI 150 - 2500	SA217WC6	C1
	52./55./57./58./59./5c./	971 / 973	NPS 1" - 8"	ANSI 150 - 2500	SA351CF8M	C1
ARI-REYCO RL Series Full Nozzle ASME Sec. VIII	32./35./37./38./39./3c./	966 / 968 / 969	NPS 1/2" - 2"	ANSI 150 - 2500	SA216WCC	C1
	52./55./57./58./59./5c./	966 / 968	NPS 1/2" - 2"	ANSI 150 - 2500	SA351CF8M	C1

A1 Industry DIN/EN A1 Industry ANSI A1 Building technology

Technical data of the valves refer to the corresponding data sheet. Information / restriction of technical rules need to be obseerved!
The engineer, designing a system or a plant, is responsible for the selection of the correct valve.

Selection of possible flow media																	Tests / Certifications		
Fluid group 1										Fluid group 2									
Ammonia	Petrol	Biogas	Natural gas	Petroleum	Methane	Oxygen	Thermal oil	Diesel / Fuel oil EL[1]	Fuel oil S[2]	Air	Seawater < 25°C	neutral gases[3]	Water (low in oxygen)	Water, demineralized	Water-glycol	Steam	DVGW-Registration	Press. equip. directive 97/23/EG	Technical rules
✔	○	○	○	✔	○	○	○	○	○	✔	○	✔	✔	○	✔	✔		✔	- DIN EN ISO 4126-1 Safety devices for protection against excessive pressure Safety valves - AD2000-A2 Safety appliances against excess pressure Safety valves
✔	✔	✔	✔	✔	✔	○	✔	✔	✔	✔	○	✔	✔	○	✔	✔		✔	- AD2000-A4 Bodies from equipment - TRD 421 (not for TCP/TCS) Safety appliances against excess pressure Safety valves for steam boilers group IV
✔	✔	✔	✔	✔	✔	○	✔	✔	✔	✔	○	✔	✔	○	✔	✔		✔	- TRD 721 (not for TCP/TCS) Safety appliances against excess pressure Safety valves for steam boilers group II - VdTÜV-leaflet safety valve 100 Rules for type-testing of safety appliances against excess pressure
✔	✔	✔	✔	✔	✔	✔	✔	✔	✔	✔	✔	✔	✔	✔	✔	✔		✔	- TA Luft Technical rules for clean air - VdTÜV-leaflet 1000 List of type-test valves
✔	✔	✔	✔	✔	✔	○	✔	✔	✔	✔	○	✔	✔	○	✔	✔			- Bauteilgeprüft nach ASME Code Section VIII-Division 1.
✔	✔	✔	✔	✔	✔	○	✔	✔	✔	✔	○	✔	✔	○	✔	✔			- Type approved according to DIN EN ISO 4126-1 / TRD 421 / AD2000-A2
✔	○	○	○	✔	○	○	○	○	○	✔	○	✔	✔	○	✔	○		✔	- DIN EN ISO 4126-1 Safety devices for protection against excessive pressure Safety valves
✔	✔	✔	✔	✔	✔	○	✔	✔	✔	✔	○	✔	✔	○	✔	✔		✔	- AD2000-A2 Safety appliances against excess pressure Safety valves
✔	✔	✔	✔	✔	✔	○	✔	✔	✔	✔	○	✔	✔	○	✔	✔		✔	- AD2000-A4 Bodies from equipment
✔	✔	✔	✔	✔	✔	✔	✔	✔	✔	✔	✔	✔	✔	✔	✔	✔		✔	- TRD 421 (not for TCP/TCS) Safety appliances against excess pressure Safety valves for steam boilers group IV
✔	✔	✔	✔	✔	✔	○	✔	✔	✔	✔	○	✔	✔	○	✔	✔		✔	- TRD 721 (not for TCP/TCS) Safety appliances against excess pressure Safety valves for steam boilers group II
✔	✔	✔	✔	✔	✔	✔	✔	✔	✔	✔	✔	✔	✔	✔	✔	✔		✔	- VdTÜV-leaflet safety valve 100 Rules for type-testing of safety appliances against excess pressure
✔	✔	✔	✔	✔	✔	○	✔	✔	✔	✔	○	✔	✔	○	✔	✔		✔	- TA Luft Technical rules for clean air
✔	✔	✔	✔	✔	✔	✔	✔	✔	✔	✔	✔	✔	✔	✔	✔	✔		✔	- VdTÜV-leaflet 1000 List of type-test valves
✔	✔	✔	✔	✔	✔	○	✔	✔	✔	✔	○	✔	✔	○	✔	✔			- ASME Code Section VIII-Division 1. - UV-stamp NB-stamp - API 526
✔	✔	✔	✔	✔	✔	○	✔	✔	✔	✔	○	✔	✔	○	✔	✔			
✔	✔	✔	✔	✔	✔	✔	✔	✔	✔	✔	✔	✔	✔	✔	✔	✔			
✔	✔	✔	✔	✔	✔	○	✔	✔	✔	✔	○	✔	✔	○	✔	✔			- ASME Code Section VIII-Division 1. - UV-stamp NB-stamp
✔	✔	✔	✔	✔	✔	✔	✔	✔	✔	✔	✔	✔	✔	✔	✔	✔			

✔ applicable / ○ please contact the manufacturer / [1] extra light / [2] heavy / [3] f. ex. nitrogen

Resistance and fitness must be verified (contact manufacturer for information, Resistance list with detailed flow media specifications can be found on www.ari-armaturen.de).
Edition 08/13 - Data subject to alteration - Regularly updated data on www.ari-armaturen.com!

STEAM TRAPPING

Steam traps

Bimetallic steam traps

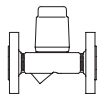
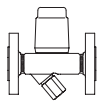

	Figure No.		Nominal diameter	Nominal pressure	Body-Material	Catalogue Register
CONA®B	12.	600, 601	DN 25 - 50	PN 16	EN-JL1040	D1
	45.		DN 15 - 50	PN 40	1.0460	D1
	55.		DN 15 - 50	PN 40	Stainless steel	D1
	85.		DN 15 - 50	PN 40	High temp. steel	D1
CONA®B High pressure	86.		DN 15 - 50	PN 63	High temp. steel	D1
	87.		DN 15 - 25	PN 100	High temp. steel	D1
	88.		DN 15 - 25	PN 160	High temp. steel	D1
	89.		DN 15 - 25	PN 250	High temp. steel	D1
	8a.		DN 15 / 25	PN 320	High temp. steel	D1
	8b.		DN 15 / 25	PN 400	High temp. steel	D1
	8c.		DN 15 / 25	PN 630	High temp. steel	D1
CONA®B	42./45.	600, 601	NPS 1/2“ - 2“	ANSI 150 - 300	SA105	D1
	52./55.		NPS 1/2“ - 2“	ANSI 150 - 300	SA182 F321	D1
CONA®B High pressure	47.		NPS 1/2“ - 1“	ANSI 600	SA105	D1
	86.		NPS 1/2“ - 1“	ANSI 400	SA182F12Cl.2	D1
	87.		NPS 1/2“ - 1“	ANSI 600	SA182F12Cl.2	D1
	88.		NPS 1/2“ - 1“	ANSI 900	SA182F12Cl.2	D1
	89.		NPS 1/2“ - 1“	ANSI 1500	SA182F22Cl.3	D1
	8c.		NPS 1/2“ - 1“	ANSI 2500	SA182F22Cl.3	D1
	8c.		NPS 1/2“ - 1“	ANSI 2500	SA182F91	D1

Thermostatic steam traps

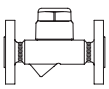
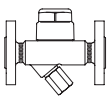

	Figure No.		Nominal diameter	Nominal pressure	Body-Material	Catalogue Register
CONA®M	12.	610, 611, 612, 613	DN 15 - 25	PN 16	EN-JL1040	D2
	45.		DN 15 - 25	PN 40	1.0460	D2
	55.		DN 15 - 25	PN 40	Stainless steel	D2
	85.		DN 15 - 25	PN 40	High temp. steel	D2
	12.	616	DN 25 / 50	PN 16	EN-JL1040	D2
	45.		DN 25 - 50	PN 40	1.0460	D2
	52./55.	614, 615, 619	DN 15 - 25 NPS 1/4“ - 1“	PN 16 / 40	Stainless steel	D2
	42./45.	610, 611, 612, 613	NPS 1/2“ - 1“	ANSI 150 - 300	SA105	D2
	52./55.		NPS 1/2“ - 1“	ANSI 150 - 300	SA182 F321	D2
	42./45.	616	NPS 1“ - 2“	ANSI 150 - 300	SA105	D2

Thermodynamic steam traps

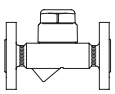
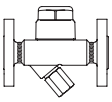

	Figure No.		Nominal diameter	Nominal pressure	Body-Material	Catalogue Register
CONA®TD	45.	640, 641	DN 15 - 25	PN 40	1.0460	D4
	85./86.		DN 15 - 25	PN 40 - 63	High temp. steel	D4
	55./56.		DN 15 - 25 NPS 3/8“ - 1“	PN 40	Stainless steel	D4
	42./45.		NPS 1/2“ - 2“	ANSI 150 - 300	SA105	D4
	52./55.		NPS 1/2“ - 2“	ANSI 150 - 300	SA182 F321	D4
	56.	641	NPS 3/8“ - 3/4“	ANSI 400	A743CA40	D4
	56.		NPS 1“	ANSI 400	SA182F6A	D4

A1 Industry DIN/EN A1 Industry ANSI A1 Building technology

Technical data of the valves refer to the corresponding data sheet. Information / restriction of technical rules need to be obseerved!
The engineer, designing a system or a plant, is responsible for the selection of the correct valve.

Selection of possible flow media																	Tests / Certifications		
Fluid group 1										Fluid group 2									
Ammonia	Petrol	Biogas	Natural gas	Petroleum	Methane	Oxygen	Thermal oil	Diesel / Fuel oil EL[1]	Fuel oil S[2]	Air	Seawater < 25°C	neutral gases[3]	Water (low in oxygen)	Water, demineralized	Water-glycol	Steam	DVGW-Registration	Press. equip. directive 97/23/EG	Technical rules
○	○	○	○	○	○	○	○	○	○	○	○	○	✔	○	○	✔		✔	- DIN EN 12266 Technical conditions of delivery for valves
○	○	○	○	○	○	○	○	○	○	○	○	○	✔	○	○	✔		✔	- AD2000 Technical rules
○	○	○	○	○	○	○	○	○	○	○	○	○	✔	○	○	✔		✔	
○	○	○	○	○	○	○	○	○	○	○	○	○	✔	○	○	✔		✔	
○	○	○	○	○	○	○	○	○	○	○	○	○	✔	○	○	✔		✔	
○	○	○	○	○	○	○	○	○	○	○	○	○	✔	○	○	✔		✔	
○	○	○	○	○	○	○	○	○	○	○	○	○	✔	○	○	✔		✔	
○	○	○	○	○	○	○	○	○	○	○	○	○	✔	○	○	✔		✔	
○	○	○	○	○	○	○	○	○	○	○	○	○	✔	○	○	✔		✔	
○	○	○	○	○	○	○	○	○	○	○	○	○	✔	○	○	✔		✔	
○	○	○	○	○	○	○	○	○	○	○	○	○	✔	○	○	✔		✔	
○	○	○	○	○	○	○	○	○	○	○	○	○	✔	○	○	✔			- ASME B16.34
○	○	○	○	○	○	○	○	○	○	○	○	○	○	○	○	✔			- API 598
○	○	○	○	○	○	○	○	○	○	○	○	○	✔	○	○	✔			
○	○	○	○	○	○	○	○	○	○	○	○	○	✔	○	○	✔			
○	○	○	○	○	○	○	○	○	○	○	○	○	✔	○	○	✔			
○	○	○	○	○	○	○	○	○	○	○	○	○	✔	○	○	✔			
○	○	○	○	○	○	○	○	○	○	○	○	○	✔	○	○	✔			
○	○	○	○	○	○	○	○	○	○	○	○	○	✔	○	○	✔			
○	○	○	○	○	○	○	○	○	○	○	○	○	✔	○	○	✔		✔	- DIN EN 12266 Technical conditions of delivery for valves
○	○	○	○	○	○	○	○	○	○	○	○	○	✔	○	○	✔		✔	- AD2000 Technical rules
○	○	○	○	○	○	○	○	○	○	○	○	○	✔	○	○	✔		✔	
○	○	○	○	○	○	○	○	○	○	○	○	○	✔	○	○	✔		✔	
○	○	○	○	○	○	○	○	○	○	○	○	○	✔	○	○	✔		✔	
○	○	○	○	○	○	○	○	○	○	○	○	○	✔	○	○	✔		✔	
○	○	○	○	○	○	○	○	○	○	○	○	○	✔	○	○	✔		✔	
○	○	○	○	○	○	○	○	○	○	○	○	○	✔	○	○	✔			- ASME B16.34
○	○	○	○	○	○	○	○	○	○	○	○	○	✔	○	○	✔			- API 598
○	○	○	○	○	○	○	○	○	○	○	○	○	✔	○	○	✔			
○	○	○	○	○	○	○	○	○	○	○	○	○	✔	○	○	✔		✔	- DIN EN 12266 Technical conditions of delivery for valves
○	○	○	○	○	○	○	○	○	○	○	○	○	✔	○	○	✔		✔	- AD2000 Technical rules
○	○	○	○	○	○	○	○	○	○	○	○	○	✔	○	○	✔		✔	
○	○	○	○	○	○	○	○	○	○	○	○	○	✔	○	○	✔			- ASME B16.34
○	○	○	○	○	○	○	○	○	○	○	○	○	✔	○	○	✔			- API 598
○	○	○	○	○	○	○	○	○	○	○	○	○	✔	○	○	✔			
○	○	○	○	○	○	○	○	○	○	○	○	○	✔	○	○	✔			

✔ applicable / ○ please contact the manufacturer / [1] extra light / [2] heavy / [3] f. ex. nitrogen

STEAM TRAPPING

Steam traps

Ball float steam traps

	Figure No.		Nominal diameter	Nominal pressure	Body-Material	Catalogue Register
CONA®S	12.	631	DN 15 - 50	PN 16	EN-JL1040	D3
	25.		DN 15 - 50	PN 40	EN-JS1049	D3
	45.		DN 15 - 50 (100)	PN 40	1.0460	D3
	55.		DN 15 - 50	PN 40	Stainless steel	D3
	86./87./ 88.	631, 632	DN 15 - 50	PN 63 - 160	High temp. steel	D3
	85.	637, 638	DN 50 - 100	PN 40	High temp. steel	D3
	45.	633	DN 40 - 100	PN 40	1.0460	D3
	42./45.	639	DN 50 - 100	PN 16 / 40	1.0460	D3
	55.		DN 50 - 100	PN 40	Stainless steel	D3
	12.	630	DN 15 - 50	PN 16	EN-JL1040	D3
	25.		DN 15 - 50	PN 40	EN-JS1049	D3
	45.		DN 15 - 100	PN 40	1.0460	D3
	55.		DN 15 - 50	PN 40	Stainless steel	D3
	11.	631	NPS 1/2“ - 2“	ANSI 125	EN-JL1040 (cf. ASTM A 126 Cl. B)	D3
	22.		NPS 1/2“ - 2“	ANSI 150	EN-JS1049 (cf. A395)	D3
	42./45.		NPS 1/2“ - 4“	ANSI 150 - 300	SA105	D3
	52./55.		NPS 1/2“ - 4“	ANSI 150 - 300	SA182F321	D3
	88.	631, 632	NPS 1/2“ - 2“	ANSI 900	SA182F12Cl.2	D3
	42./45.	633	NPS 1 1/2“ - 4“	ANSI 150 - 300	SA105	D3
	41./42./45.	639	NPS 1 1/2“ - 4“	ANSI 125 - 300	SA105	D3
	52./55.		NPS 1 1/2“ - 4“	ANSI 125 - 300	SA182F321	D3
	11.	630	NPS 1/2“ - 2“	ANSI 125	EN-JL1040 (cf. ASTM A 126 Cl. B)	D3
	22.		NPS 1/2“ - 2“	ANSI 150	EN-JS1049 (cf. A395)	D3
	42./45.		NPS 1/2“ - 4“	ANSI 150 - 300	SA105	D3
	52./55.		NPS 1/2“ - 4“	ANSI 150 - 300	SA182F321	D3
CONA®SC Plus	12.	635	DN 25	PN 16	EN-JL1040	D3
	25.		DN 25	PN 40	EN-JS1049	D3
	45.		DN 25	PN 40	1.0460	D3
	55.		DN 25	PN 40	Stainless steel	D3
	42./45.	635	NPS 1“	ANSI 150 - 300	SA105	D3
CONA®SC	42./44./45.	634	DN 15 - 25	PN 16 - 40	1.0460	D3
	54./55.		DN 15 - 25	PN 25 - 40	Stainless steel	D3
	42./44./45.	636	DN 15 - 25	PN 16 - 40	1.0460	D3
	54./55.		DN 15 - 25	PN 25 - 40	Stainless steel	D3
	52.	629	NPS 1/2“	PN 16	Stainless steel	D3
	42./45.	634	NPS 1/2“ - 1“	ANSI 150 - 300	SA105	D3
	52./55.		NPS 1/2“ - 1“	ANSI 150 - 300	SA182F321	D3
	42./45.	636	NPS 1/2“ - 1“	ANSI 150 - 300	SA105	D3
	52./55.		NPS 1/2“ - 1“	ANSI 150 - 300	SA182F321	D3

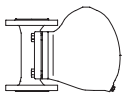

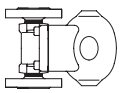

A1 Industry DIN/EN A1 Industry ANSI A1 Building technology

Technical data of the valves refer to the corresponding data sheet. Information / restriction of technical rules need to be obseerved!
The engineer, designing a system or a plant, is responsible for the selection of the correct valve.

Selection of possible flow media																	Tests / Certifications		
Fluid group 1										Fluid group 2									
Ammonia	Petrol	Biogas	Natural gas	Petroleum	Methane	Oxygen	Thermal oil	Diesel / Fuel oil EL [1]	Fuel oil S [2]	Air	Seawater < 25°C	neutral gases [3]	Water (low in oxygen)	Water, demineralized	Water-glycol	Steam	DVGW-Registration	Press. equip. directive 97/23/EG	Technical rules
○	○	○	○	○	○	○	○	○	○	○	○	○	✔	○	○	✔		✔	- DIN EN 12266 Technical conditions of delivery for valves
○	○	○	○	○	○	○	○	○	○	○	○	○	✔	○	○	✔		✔	- AD2000 Technical rules
○	○	○	○	○	○	○	○	○	○	○	○	○	✔	○	○	✔		✔	
○	○	○	○	○	○	○	○	○	○	○	○	○	✔	○	○	✔		✔	
○	○	○	○	○	○	○	○	○	○	○	○	○	✔	○	○	✔		✔	
○	○	○	○	○	○	○	○	○	○	○	○	○	✔	○	○	✔		✔	
○	○	○	○	○	○	○	○	○	○	○	○	○	✔	○	○	✔		✔	
○	○	○	○	○	○	○	○	○	○	○	○	○	✔	○	○	✔		✔	
○	○	○	○	○	○	○	○	○	○	○	○	○	✔	○	○	✔		✔	
○	○	✔	✔	○	○	○	○	○	○	✔	○	○	✔	○	○	✔		✔	
○	○	✔	✔	○	○	○	○	○	○	✔	○	○	✔	○	○	✔		✔	
○	○	✔	✔	○	○	○	○	○	○	✔	○	○	✔	○	○	✔		✔	
○	○	✔	✔	○	○	○	○	○	○	✔	○	○	✔	○	○	✔		✔	
○	○	○	○	○	○	○	○	○	○	○	○	○	✔	○	○	✔			- ASME B16.34 - API 598
○	○	○	○	○	○	○	○	○	○	○	○	○	✔	○	○	✔			
○	○	○	○	○	○	○	○	○	○	○	○	○	✔	○	○	✔			
○	○	○	○	○	○	○	○	○	○	○	○	○	✔	○	○	✔			
○	○	○	○	○	○	○	○	○	○	○	○	○	✔	○	○	✔			
○	○	○	○	○	○	○	○	○	○	○	○	○	✔	○	○	✔			
○	○	○	○	○	○	○	○	○	○	○	○	○	✔	○	○	✔			
○	○	○	○	○	○	○	○	○	○	✔	○	○	✔	○	○	✔			
○	○	○	○	○	○	○	○	○	○	✔	○	○	✔	○	○	✔			
○	○	○	○	○	○	○	○	○	○	✔	○	○	✔	○	○	✔			
○	○	○	○	○	○	○	○	○	○	✔	○	○	✔	○	○	✔			
○	○	○	○	○	○	○	○	○	○	✔	○	○	✔	○	○	✔			
○	○	○	○	○	○	○	○	○	○	✔	○	○	✔	○	○	✔			
○	○	○	○	○	○	○	○	○	○	○	○	○	✔	○	○	✔		✔	- DIN EN 12266 Technical conditions of delivery for valves
○	○	○	○	○	○	○	○	○	○	○	○	○	✔	○	○	✔		✔	- AD2000 Technical rules
○	○	○	○	○	○	○	○	○	○	○	○	○	✔	○	○	✔		✔	
○	○	○	○	○	○	○	○	○	○	○	○	○	✔	○	○	✔		✔	
○	○	○	○	○	○	○	○	○	○	○	○	○	✔	○	○	✔			- ASME B16.34 / API 598
○	○	○	○	○	○	○	○	○	○	○	○	○	✔	○	○	✔		✔	- DIN EN 12266 Technical conditions of delivery for valves
○	○	○	○	○	○	○	○	○	○	○	○	○	✔	○	○	✔		✔	- AD2000 Technical rules
○	○	○	○	○	○	○	○	○	○	✔	○	○	✔	○	○	✔		✔	
○	○	○	○	○	○	○	○	○	○	✔	○	○	✔	○	○	✔		✔	
○	○	✔	✔	○	○	○	○	○	○	✔	○	○	✔	○	○	✔		✔	
○	○	○	○	○	○	○	○	○	○	○	○	○	✔	○	○	✔			- ASME B16.34 - API 598
○	○	○	○	○	○	○	○	○	○	○	○	○	✔	○	○	✔			
○	○	○	○	○	○	○	○	○	○	✔	○	○	✔	○	○	✔			
○	○	○	○	○	○	○	○	○	○	✔	○	○	✔	○	○	✔			

✔ applicable / ○ please contact the manufacturer / [1] extra light / [2] heavy / [3] f. ex. nitrogen

STEAM TRAPPING

		Figure No.		Nominal diameter	Nominal pressure	Body-Material	Catalogue Register
Steam traps	**Steam traps with system connectors**						
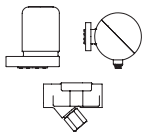	**CONA®** Universal Connector	55.	604, 622, 628, 642, 643	NPS 3/8“	ANSI 300	Stainless steel	D5
		45.	682, 683, 684	NPS 3/8“	ANSI 300	SA105	D5
		55.	681, 682, 683, 684	NPS 1/2“ - 1“	ANSI 300	Stainless steel	D5
	Steam traps with stop function at inlet and outlet						
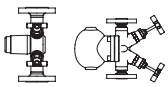	**CONA®All-in-one**	45.	60A, 61A, 64A, 63A	DN 15 - 25	PN 40	1.0460	D5
		55.		DN 15 - 25	PN 40	Stainless steel	D5
		42./45.	60A, 61A, 64A, 63A	NPS 1/2“ - 1“	ANSI 150 - 300	SA105	D5
		52./55.		NPS 1/2“ - 1“	ANSI 150 - 300	SA182F321	D5
Components	**CONA® Components**						
	Liquid drainer	12.	665	DN 15 - 25	PN 16	EN-JL1040	D6
		45.		DN 15 - 25	PN 40	1.0460	D6
		42./45.	665	NPS 1/2“ - 1“	ANSI 150 - 300	SA105	D6
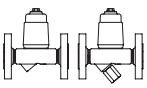	**Condensate discharge temperature limiter**	45.	645, 647	DN 15 - 25	PN 40	1.0460	D6
		42./45.	645, 647	NPS 1/2“ - 1“	ANSI 150 - 300	SA105	D6
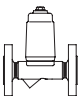	**Liquid return temperature limiter**	45.	650	DN 15 - 50	PN 40	1.0460	D6
		42./45.	650	NPS 1/2“ - 2“	ANSI 150 - 300	SA105	D6
	Vacuum breaker	52./55.	655	DN 15	PN 16 / 40	Stainless steel	D6
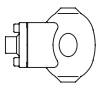	**Automatic air vents for liquid systems**	22.	656	DN 15	PN 16	EN-JS1049	D6
		34./35.		DN 15 - 25	PN 25 - 40	Cast steel	D6
		54./55.		DN 15 - 25	PN 25 - 40	Stainless steel	D6
		32./35.	656	NPS 1/2“ - 1“	ANSI 150 - 300	SA216WCB	D6
		52./55.		NPS 1/2“ - 1“	ANSI 150 - 300	SA351CF8	D6
Accessories	**CONA® Accessories**						
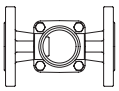	**Double window sight glasses**	12.	660	DN 15 - 100	PN 16	EN-JL1040	D7
		32./35.		DN 15 - 100	PN 16 / 40	Cast steel	D7
		52./55.		DN 15 - 100	PN 16 / 40	Stainless steel	D7
	Steam injector	54.	651	DN 15 / 25 / 40	PN 25	Stainless steel	D6

A1 Industry DIN/EN **A1** Industry ANSI **A1** Building technology

Technical data of the valves refer to the corresponding data sheet. Information / restriction of technical rules need to be obseerved!
The engineer, designing a system or a plant, is responsible for the selection of the correct valve.

Selection of possible flow media																	Tests / Certifications		
Fluid group 1										Fluid group 2									
Ammonia	Petrol	Biogas	Natural gas	Petroleum	Methane	Oxygen	Thermal oil	Diesel / Fuel oil EL[1]	Fuel oil S[2]	Air	Seawater < 25°C	neutral gases[3]	Water (low in oxygen)	Water, demineralized	Water-glycol	Steam	DVGW-Registration	Press. equip. directive 97/23/EG	Technical rules
○	○	○	○	○	○	○	○	○	○	○	○	○	✔	○	○	✔		✔	- ASME B16.34 - API 598
○	○	○	○	○	○	○	○	○	○	○	○	○	✔	○	○	✔			
○	○	○	○	○	○	○	○	○	○	○	○	○	✔	○	○	✔		✔	
○	○	○	○	○	○	○	○	○	○	○	○	○	✔	○	○	✔		✔	
○	○	○	○	○	○	○	○	○	○	○	○	○	✔	○	○	✔		✔	
○	○	○	○	○	○	○	○	○	○	○	○	○	✔	○	○	✔			
○	○	○	○	○	○	○	○	○	○	○	○	○	✔	○	○	✔			
○	○	○	○	○	○	○	○	○	○	○	○	○	✔	○	○	✔		✔	
○	○	○	○	○	○	○	○	○	○	○	○	○	✔	○	○	✔		✔	
○	○	○	○	○	○	○	○	○	○	○	○	○	✔	○	○	✔			
○	○	○	○	○	○	○	○	○	○	○	○	○	✔	○	○	✔		✔	
○	○	○	○	○	○	○	○	○	○	○	○	○	✔	○	○	✔			
○	○	○	○	○	○	○	✔	○	○	○	○	○	✔	○	✔	○		✔	
○	○	○	○	○	○	○	✔	○	○	○	○	○	✔	○	✔	○			
○	○	○	○	○	○	○	○	○	○	✔	○	○	✔	○	○	✔		✔	
○	○	○	○	○	○	○	✔	○	○	✔	○	○	✔	○	○	✔		✔	
○	○	○	○	○	○	○	✔	○	○	✔	○	○	✔	○	○	✔		✔	
○	○	○	○	○	○	○	✔	○	○	✔	○	○	✔	○	○	✔		✔	
○	○	○	○	○	○	○	✔	○	○	✔	○	○	✔	○	○	✔			
○	○	○	○	○	○	○	✔	○	○	✔	○	○	✔	○	○	✔			
○	○	○	○	○	○	○	○	○	○	○	○	○	✔	○	○	✔		✔	
○	○	○	○	○	○	○	○	○	○	○	○	○	✔	○	○	✔		✔	
○	○	○	○	○	○	○	○	○	○	○	○	○	✔	○	○	✔		✔	
○	○	○	○	○	○	○	○	○	○	○	○	○	✔	○	○	✔		✔	

✔ applicable / ○ please contact the manufacturer / [1] extra light / [2] heavy / [3] f. ex. nitrogen

STEAM TRAPPING

Accessories

		Figure No.		Nominal diameter	Nominal pressure	Body-Material	Catalogue Register
Monitoring system for steam traps							
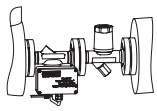	CONA®-control	45.	685	DN 15 - 50	PN 40	1.0460	D7
		55.		DN 15 - 50	PN 40	Stainless steel	D7
		42./45.	685	NPS 1/2“ - 2“	ANSI 150 - 300	SA105	D7
		52./55.		NPS 1/2“ - 2“	ANSI 150 - 300	SA182F321	D7
Condensate collection / steam distribution							
	CODI®S	45./46.	671, 672	DN 25 - 50	PN 40 - 63	1.0460	D8
		55.		DN 25 - 50	PN 40	1.0460	D8
		42./45.		NPS 1“ - 2“	ANSI 150 - 300	SA105	D8
		52./55.		NPS 1“ - 2“	ANSI 150 - 300	SA182F321	D8
	CODI®B	45./46.	675, 676	DN 25 - 50	PN 40 - 63	1.0460	D8
		55.		DN 25 - 50	PN 40	1.0460	D8
		42./45.		NPS 1“ - 2“	ANSI 150 - 300	SA105	D8
		52./55.		NPS 1“ - 2“	ANSI 150 - 300	SA182F321	D8

A1 Industry DIN/EN A1 Industry ANSI A1 Building technology

Technical data of the valves refer to the corresponding data sheet. Information / restriction of technical rules need to be obseerved!
The engineer, designing a system or a plant, is responsible for the selection of the correct valve.

Selection of possible flow media																	Tests / Certifications		
Fluid group 1										Fluid group 2									
Ammonia	Petrol	Biogas	Natural gas	Petroleum	Methane	Oxygen	Thermal oil	Diesel / Fuel oil EL[1]	Fuel oil S[2]	Air	Seawater < 25°C	neutral gases[3]	Water (low in oxygen)	Water, demineralized	Water-glycol	Steam	DVGW-Registration	Press. equip. directive 97/23/EG	Technical rules
○	○	○	○	○	○	○	○	○	○	○	○	○	✔	○	○	✔		✔	
○	○	○	○	○	○	○	○	○	○	○	○	○	✔	○	○	✔		✔	
○	○	○	○	○	○	○	○	○	○	○	○	○	✔	○	○	✔			
○	○	○	○	○	○	○	○	○	○	○	○	○	✔	○	○	✔			
○	○	○	○	○	○	○	○	○	○	○	○	○	✔	○	○	✔		✔	- DIN EN 12266 Technical conditions of delivery for valves - AD2000 Technical rules
○	○	○	○	○	○	○	○	○	○	○	○	○	✔	○	○	✔		✔	- TA Luft (CODI B) Technical rules for clean air
○	○	○	○	○	○	○	○	○	○	○	○	○	✔	○	○	✔			
○	○	○	○	○	○	○	○	○	○	○	○	○	✔	○	○	✔			
○	○	○	○	○	○	○	○	○	○	○	○	○	✔	○	○	✔		✔	- DIN EN 12266 Technical conditions of delivery for valves - AD2000 Technical rules
○	○	○	○	○	○	○	○	○	○	○	○	○	✔	○	○	✔		✔	- TA Luft (CODI B) Technical rules for clean air
○	○	○	○	○	○	○	○	○	○	○	○	○	✔	○	○	✔			
○	○	○	○	○	○	○	○	○	○	○	○	○	✔	○	○	✔			

✔ applicable / ○ please contact the manufacturer / [1] extra light / [2] heavy / [3] f. ex. nitrogen

BUILDING TECHNOLOGY

Building technology

	Figure No.		Nominal diameter	Nominal pressure	Body-Material	Catalogue Register
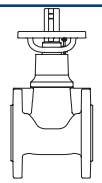 EURO-WEDI®	10./12.	070, 071, 072, 073	DN 15 - 200	PN 6 / 16	EN-JL1040	A
	12.	076, 078	DN 15 - 50 NPS 1/2“ - 2“	PN 6 / 16	EN-JL1040	A
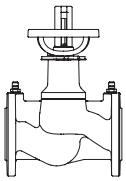 ASTRA®	12.	020	DN 15 -200	PN 16	EN-JL1040	B
	12.	042	DN 250 - 500	PN 16	EN-JL1040	B
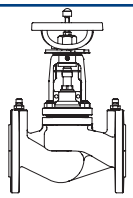 ASTRA-Plus®	22.	042	DN 15 - 500	PN 16	EN-JS1049	B
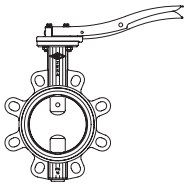 ZESA®	20./21./22.	012	DN 25 - 500	PN 6 / 10 / 16	EN-JS1030	C
GESA®	21./22.	013	DN 25 - 500	PN 10 / 16	EN-JS1030	C
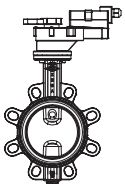 ZESA®EA	20./21./22.	012	DN 25 - 200	PN 6 / 10 / 16	EN-JS1030	C
GESA®EA	21./22.	013	DN 25 - 200	PN 10 / 16	EN-JS1030	C
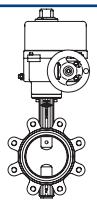 ZESA®E	20./21./22.	012	DN 25 - 500	PN 6 / 10 / 16	EN-JS1030	C
GESA®E	21./22.	013	DN 25 - 500	PN 10 / 16	EN-JS1030	C
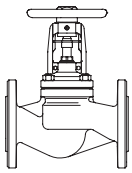 FABA®Plus	12.	046	DN 15 - 300	PN 16	EN-JL1040	D
	22./23.	046	DN 15 - 350	PN 16 / 25	EN-JS1049	D

A1 Industry DIN/EN **A1** Industry ANSI **A1** Building technology

Technical data of the valves refer to the corresponding data sheet. Information / restriction of technical rules need to be obseerved!
The engineer, designing a system or a plant, is responsible for the selection of the correct valve.

Selection of possible flow media (others on request)							Selection of pos. applications (others on request)				Tests / Certifications	
Hot water up to 120°C	Domestic water	Water-glycol	Drinking water	Swimming pool water	Compressed air	Low pressure steam	Heating installations	Cold water installations	Swimming pool instal.	Compressed air system	Press. equip. directive 97/23/EG	Technical rules
✔	✔	✔	○	○	○	○	✔	✔	○	○	✔	- DIN EN 1074-1/-2 / DIN EN 13774 Stop valves for gas and water PN 4 up to PN16 - DIN EN 14141 Stop valves for gas above PN16 - DIN 3230 T5/T6 / DIN EN 12266 Technical conditions of delivery for valves - AD2000-A4 Bodies from equipment - DIN EN 15848-1
✔	✔	✔	○	○	○	○	✔	✔	○	○	✔	
✔	✔	✔	○	○	○	○	✔	✔	○	○	✔	
✔	✔	✔	○	○	○	○	✔	✔	○	○	✔	
✔	✔	✔	○	○	✔	○	✔	✔	○	✔	✔	
✔	✔	✔	✔	✔	✔ (only NBR)	○	✔	✔	✔	✔ (only NBR)	✔	
✔	✔	✔	✔	✔	✔ (only NBR)	○	✔	✔	✔	✔ (only NBR)	✔	
✔	✔	✔	✔	✔	✔ (only NBR)	○	✔	✔	✔	✔ (only NBR)	✔	
✔	✔	✔	✔	✔	✔ (only NBR)	○	✔	✔	✔	✔ (only NBR)	✔	
✔	✔	✔	✔	✔	✔ (only NBR)	○	✔	✔	✔	✔ (only NBR)	✔	
✔	✔	✔	✔	✔	✔ (only NBR)	○	✔	✔	✔	✔ (only NBR)	✔	
✔	✔	✔	○	○	○	○	✔	✔	○	✔	✔	
✔	✔	✔	○	○	○	○	✔	✔	○	✔	✔	

✔ applicable / ○ please contact the manufacturer

BUILDING TECHNOLOGY

Building technology

	Figure No.		Nominal diameter	Nominal pressure	Body-Material	Catalogue Register
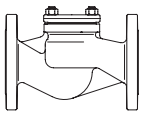 **CHECKO® V**	10./12.	003	DN 15 - 300	PN 6 / 16	EN-JL1040	E
	22./23.	003	DN 15 - 350	PN 16 / 25	EN-JS1049	E
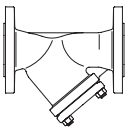 **Strainer**	10./12.	050	DN 15 - 300	PN 6 / 16	EN-JL1040	F
	22./23.	050	DN 15 - 350	PN 16 / 25	EN-JS1049	F
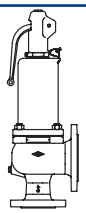 **SAFE** Safety valve for heating	12.	903 TÜV · SV · . . -688 · D/G/H	DN 20 - 150	PN 16	EN-JL1040	G
SAFE Low pressure steam-safety valve	12.	904 TÜV · SV · . . -688 · D	DN 20 - 150	PN 16	EN-JL1040	G
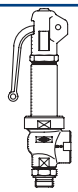 **SAFE-TC** Safety valve for heating	25.	945	DN15 - 25 NPS 1/2“ - 1“	PN 40	EN-JS1049	G
SAFE-TC Low pressure steam-safety valve	25.	946	DN15 - 25 NPS 1/2“ - 1“	PN 40	EN-JS1049	G
SAFE (Full lift/Standard)	12.	901 TÜV · SV · . . -663 · D/G/F	DN 15 -150	PN 16	EN-JL1040	G
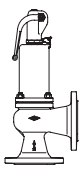 **SAFE-P** (Standard)	12.	921 TÜV · SV · . . -811 · D/G/F	DN 15 -100	PN 16	EN-JL1040	G
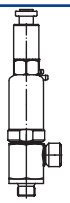 **SAFE-TCP, SAFE-TCS** (Standard)	67.	961, 951 TÜV · SV · . . -1041 · D/G/F	DN 15 - 25	PN 100	1.4581 / EN-JS1049	G
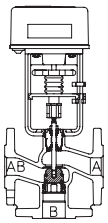 **STEVI®-H**	10./12./72..	485, 486, 487, 488	DN 15 -50 NPS 1/2“ - 2“	PN 6 / 16	EN-JL1040 CC491K	H

A1 Industry DIN/EN **A1** Industry ANSI **A1** Building technology

Technical data of the valves refer to the corresponding data sheet. Information / restriction of technical rules need to be obseerved!
The engineer, designing a system or a plant, is responsible for the selection of the correct valve.

Selection of possible flow media (others on request)							Selection of pos. applications (others on request)				Tests / Certifications	
Hot water up to 120°C	Domestic water	Water-glycol	Drinking water	Swimming pool water	Compressed air	Low pressure steam	Heating installations	Cold water installations	Swimming pool instal.	Compressed air system	Press. equip. directive 97/23/EG	Technical rules
✔	✔	✔	○	○	✔	○	✔	✔	○	○	✔	- DIN EN 12828 Heating systems in buildings - Design for water-based heating systems - DIN EN ISO 4126-1 Safety devices for protection against excessive pressure - Safety valves - AD2000-A2 Safety appliances against excess pressure - Safety valves - AD2000-A4 Bodies from equipment - TRD 421 Safety appliances against excess pressure - safety valves for steam boilers group IV - TRD 721 Safety appliances against excess pressure - safety valves for steam boilers group II - VdTÜV-leaflet safety valve 100 Rules for type-testing of safety appliances against excess pressure - TA - Luft Technical rules for clean air - VdTÜV-leaflet 1000 List of type-test valves
✔	✔	✔	○	○	✔	○	✔	✔	○	○	✔	
✔	✔	✔	○	○	✔	○	✔	✔	○	○	✔	
✔	✔	✔	○	○	✔	○	✔	✔	○	○	✔	
✔	✔	✔	○	○	○	○	✔	○	○	○	✔	
✔	✔	✔	○	○	○	✔	✔	○	○	○	✔	
✔	✔	✔	○	○	○	○	✔	✔	○	○	✔	
✔	✔	✔	○	○	○	✔	✔	○	○	○	✔	
✔	✔	✔	○	○	○	○	✔	✔	✔	✔	✔	
✔	✔	✔	○	○	○	○	✔	✔	✔	✔	✔	
○	✔	✔	○	○	○	○	○	✔	○	○	✔	
✔	✔	✔	○	○	○	○	✔	✔	○	○	✔	

✔ applicable / ○ please contact the manufacturer

Resistance and fitness must be verified (contact manufacturer for information, Resistance list with detailed flow media specifications can be found on www.ari-armaturen.de).
Edition 08/13 - Data subject to alteration - Regularly updated data on www.ari-armaturen.com!

Overview of our certificates from inspection or classification associations and Technical Inspection Associations

Approvals	
Pressure equipment directive PED 97/23/EG	• Module H, H1, B+D
LRQA-Lloyd`s Register Quality Assurance DIN EN ISO 9001	• Certificate-No. 0912458
BV - Bureau Veritas Mode II Survey according to DIN EN ISO 9001 (France)	• Company classification No. SMS II/ESN/481/1.C.O. single acceptances by BV-agent
DNV - Det Norske Veritas according to DIN EN ISO 9001 (Norway)	• Company classification MSA No. R-1824 for self-proved acceptance and certification
GL - German Lloyd according to DIN EN ISO 9001	• Company classification No. GL-EP 54618-90 HH for self-proved acceptance and certification
LROS (LR) - Lloyd`s Register of Shipping - Rules Part 5	• Company classification QAM 034 for self-proved acceptance and certification
SELO (SQLO) China Licence (China)	• Company classification No. 02300T for self-proved acceptance and certification (only safety valves)
CCS - China Classification Society	• Company classification No. HBT 04171026 for self-proved acceptance and certification
ASME Code Section VIII-Division 1 (UV-stamp)	• Company classification No. 32,885 (only safety valves)
Canada Registration	• Type classification (safety valves with UV-stamp)
GOST-R (Russia)	• Company classification for self-proved acceptance
RMROS (RS) - Russian Maritime Register of Shipping (Russia)	• Company classification No. 05.07028.250 for self-proved acceptance and certification
Promatomnadzor (Rep. of Belarus)	• Company classification for self-proved acceptance No. 15-86-2006
Prombezpeka (Ukraine)	• Company classification for self-proved acceptance
Rostechnadzor (Gosgortechnadsor) (Russia)	• Company classification for self-proved acceptance
TÜV - Technical Inspection Association according to DIN EN 10204 - 3.1 QS-System = TRB 801 Nr. 45	• Classification for acceptance and certification by ARI - expert
TÜV - Technical Inspection Association	• Welding licence AD-leaflet HP 0 from 26.03.92 for full automatic welding (AWH) • Acceptance of welding procedures

Single approvals	
Arbejdstilsynet - Danish Working Environment Authority	• Single approvals
ABS - American Bureau of Shipping according to DIN EN ISO 9001	• Single acceptance by ABS-agent
AIB Vincotte (Belgium)	• Single approvals
IBR - Indien Boiler Regulations	• Single approvals
ISPESL (Italy)	• Single approvals
RINA (Italy)	• Single acceptance by GL-agent
Stoomwezen (The Netherlands)	• Dimension sheet and TÜV-setting certificate for safety valves
NK (Japan)	• Single approvals
UDT - URZAD DOZORU TECHNICZNEGO (Poland)	• Single acceptance and certification (only safety valves)
TSU (Slowakei)	• Single approvals
DIN EN 10204 - 3.1 and 3.2	• Single acceptance by independent expert
DIN EN 10204 - 3.2 (PED 97/23/EG, Module G)	• Single acceptance by independent expert

Further approvals
on request

Technology for the future.
GERMAN QUALITY VALVES
ARI-Armaturen Albert Richter GmbH & Co. KG, D-33756 Schloß Holte-Stukenbrock,
Tel. +49 (0)5207 / 994-0, Telefax +49 (0)5207 / 994-297 or 298 Internet: http://www.ari-armaturen.com E-mail: info.vertrieb@ari-armaturen.com

Edition 08/13 - Data subject to alteration
Regularly updated data on www.ari-armaturen.com!